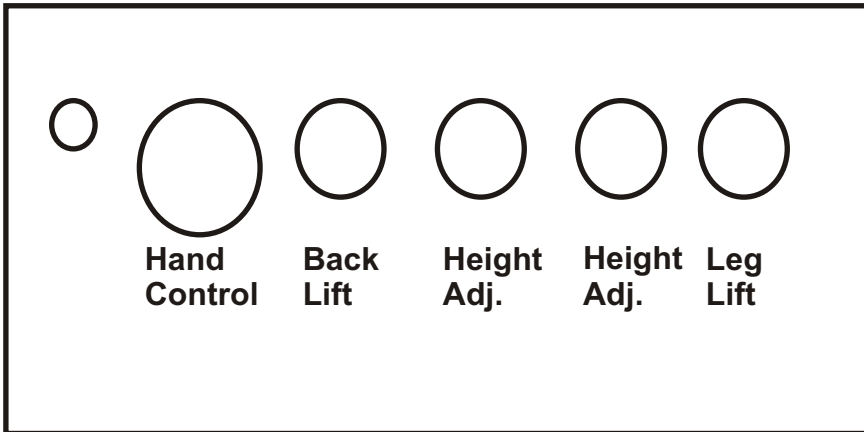


MAIN CONTROL BOX -CONFIGURATION Pro-Comm model beds

Nexus DMS Ltd
Unit 11 Lovett Road
Hampton Lovett Ind Estate
Droitwich, Worcs, UK. WR9 0QG
Tel: 01905 774695 Fax: 01905 796081
www.nexusdms.co.uk sales@nexusdms.co.uk

4 CHANNEL - Pro-Comm style beds

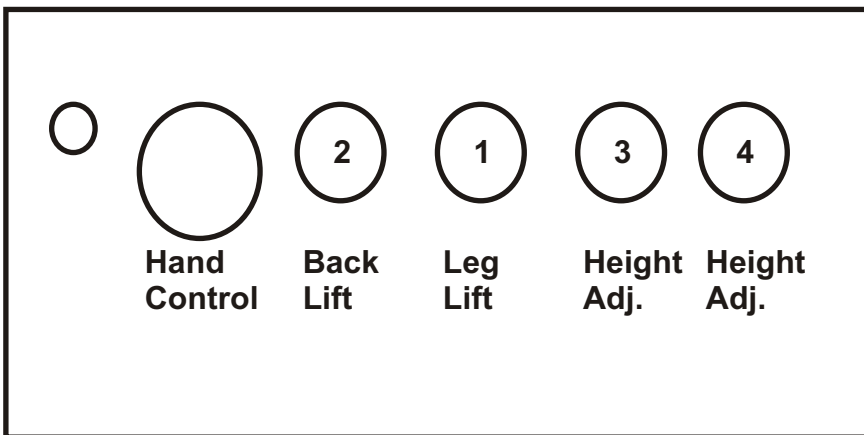
MARK 1 (to bed Serial No: 030999)



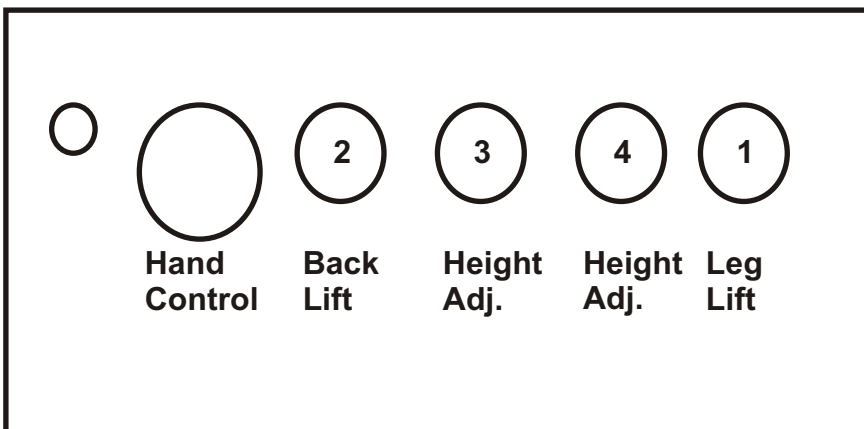
4 CHANNEL HAND CONTROL UNITS

If fitting one of the latest style 4-channel hand control units to a 4-function bed with the earlier Mark 1 Main Control Box then it will be necessary to adjust the actuator plug configuration to match the Mark 2 box shown.

MARK 2



MARK 3 (2007 current)

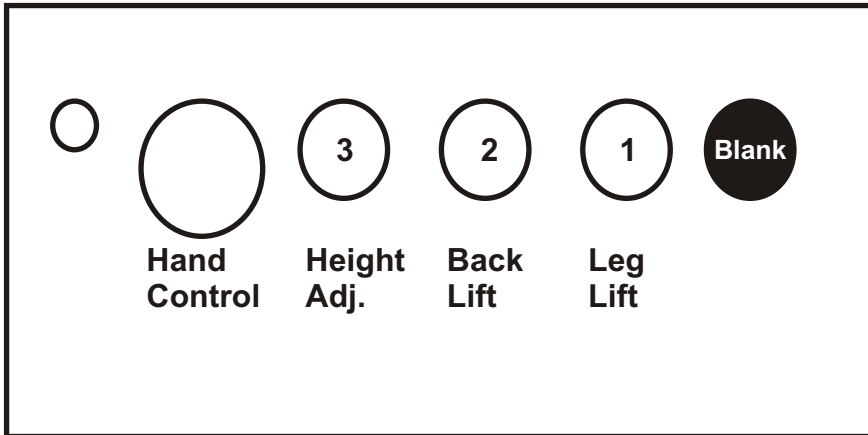


MAIN CONTROL BOX -CONFIGURATION Pro-Care model beds

Nexus DMS Ltd
Unit 11 Lovett Road
Hampton Lovett Ind Estate
Droitwich, Worcs, UK. WR9 0QG
Tel: 01905 774695 Fax: 01905 796081
www.nexusdms.co.uk sales@nexusdms.co.uk

3 CHANNEL - Pro-Care style beds

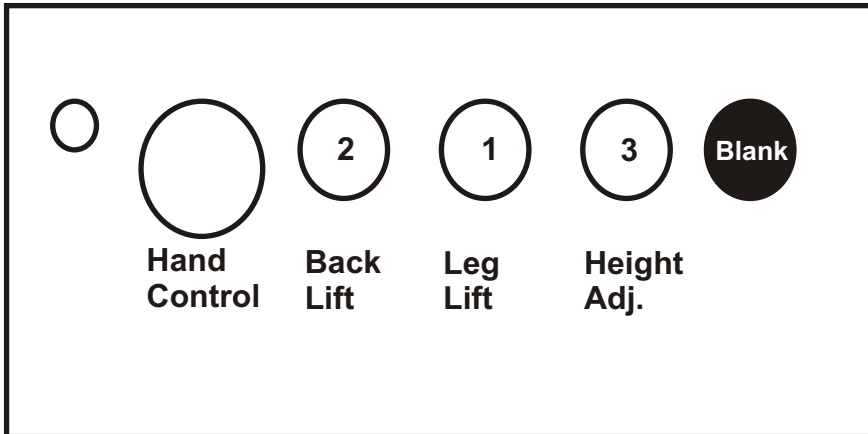
MARK 1 (to bed Serial No: 030999)



3 CHANNEL HAND CONTROL & MAIN CONTROL UNITS

If fitting a replacement Hand Control or Main Control box to an earlier model 3-function bed then it may be necessary to alter the actuator plug configuration to ensure that the button presses are matched to the selected bed function. **NOTE:** on Mark 2 & Mark 3 versions the 'spare' socket is blanked using a removable insert (on Mark 1 versions there is no spare socket).

MARK 2



MARK 3 (2007 current)

